

# SKIN CONDITIONS

*Excess of pigmentation*





# EXCESS OF PIGMENTATION

## **Skin Conditions**

- 4 Excess of Pigmentation
- 5 Excess of Pigmentation

## **Products**

- 6 Skin Clair Concentrate - *Depigmenting*
- 7 Skin Clair Cream - *Regenerating Clarifying*

## **Care**

- 8 Clarifying Salon Treatment
- 9 Home Programs

# Excess of pigmentation

## The pigmentation process

### The Pigmentation Process

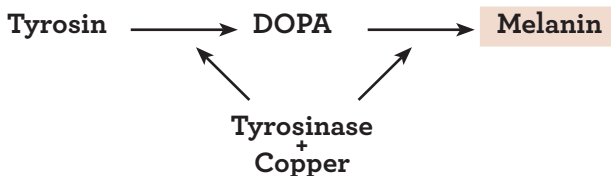
Pigmentation is the result of a very complex process that occurs deep down in the skin at the boundary between the epidermis and the dermis.

The melanocytes are the cells that produce the melanin. They make up 13% of the epidermis cells. They contain specialized corpuscles, called melanosomes that produce the melanin.

Tyrosin, an amino acid present in the epidermis, is transformed into DOPA under the action of an enzyme called tyrosinase.

Under the action of this same tyrosinase, DOPA is transformed into other components, the end result being the melanin.

It is important to note that these reactions require the presence of copper and that, mainly in Caucasian's skin reactions are sped up by exposure to UV rays.



Melanin is then discharged into the keratocytes and are carried to the surface of the skin.

### Skin colour differentiation:

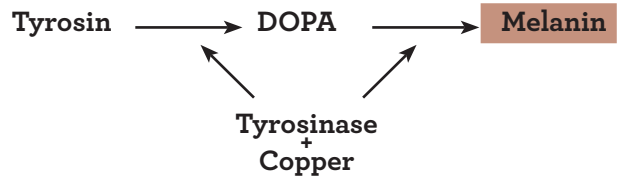
**Caucasian:** Small melanosomes,  
Melanin mainly found in the mid-epidermis layers.  
Melanin production stimulated by UV

**Asian:** Medium-sized melanosomes,  
Melanin mainly found in the mid-epidermis layers.

**African:** Large melanosomes,  
Melanin found in all the epidermis layers  
Continuous and important production of melanin.

### Skin Clair - Principle of Action

Excessive melanin production:



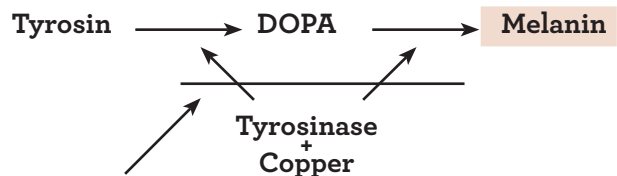
### Internal causes:

- Deficiencies in folic acid, vitamin E and zinc that may be caused by the pill.
- Pregnancy.
- Acute photo-sensitivity that may be caused by various medicines.
- Deficiencies in vitamins E and C.
- Oxidation due to the ageing process.
- Excess of toxins within the cells.

### External causes:

- Exposure to the sun while wearing perfumes.

Skin Clair slows down the melanin production:



Blocking action of Skin Clair  
bio-engineered molecules and  
plant extract

Clarifying products are mainly used by 3 different types of clients:

- 1 Clients who have a naturally dark skin and wish to achieve a lighter complexion.
- 2 Clients who wish to get rid of pigmentation marks; pigmentation marks are due to various causes resulting in the anarchical production and distribution of melanin.
- 3 Clients who want a radiant and transparent complexion.

With Skin Clair you can now satisfy all your clients who have a pigmentation problem.

# Excess of pigmentation

## Gernétic's approach to pigmentation

Products	Ingredients	Actions
<b>To eliminate deep tanned cells</b>		
Skin Clair Depigmenting Concentrate	A keratolytic enzyme and a stabilized protease. Extracts from white mulberry tree, bearberry, birch, liquorice and grapefruit. Gluconic acid, a potent chelator of copper.	Help the elimination of deep tanned cells through a natural process. Increase cellular renewal. Depigmenting and whitening.  Reduction of the melanin production by trapping copper atoms at the cellular level.
<b>To reduce melanin production and re-programs normal production</b>		
Skin Clair Nutritive Cream	A compound of arginine, lysine, histidine, glutamine and leucine.	Inhibits tyrosinase enzyme, thus reducing melanin production Re-programs normal melanin production.

## Skin Clair Concentrate *Depigmenting* Retail 25 mL

### Actions

---

Skin Clair Concentrate is a light gel that lightens pigmentation. It induces desquamation of tanned superficial cells and reduces melanin production.

It should be used on pigmentation spots only.

### Key Ingredients

*Extracts from white mulberry tree, bearberry, birch, liquorice and grapefruit.*

Synergy of natural compounds enhancing the depigmenting and whitening activity.

*Keratolytic enzyme.*

Eliminates deeply tanned cells through a natural process.

*Stabilized protease.*

Increases desquamation and cellular renewal.

*b-carotene.*

Causes a slumbering in the activity of the melanocytes.

*Gluconic acid.*

Reduces melanin production by trapping copper atoms at the cellular level.

### Salon Use

#### Step #4 of Skin Care Treatment

Apply Skin Clair Concentrate on pigmentation spots only.

Refer to Clarifying Treatment.

### Skin Conditions

---

Skin with patches of over-pigmentation.

### Home Use

---

#### Morning and or Evening

Apply a very small quantity to over-pigmented spots only.

Must be followed by Skin Clair Cream.

# Skin Clair Cream *Regenerating Clarifying* Retail 50 mL

## Actions

---

Skin Clair Regenerating Clarifying Cream is designed to lighten the complexion, pigmentation patches and freckles.

Its nutritive compound normalizes the melanin production and are anti-free radicals. It has a SPF 10.

## Key Ingredients

---

*Extracts from white mulberry tree, bearberry, birch, liquorice and grapefruit.*

Synergy of natural compounds enhancing the depigmenting and whitening activity.

*A compound of arginine, lysine, histidine, glutamine and leucine.*

Inhibits tyrosinase enzyme, which contributes to the reduction and normalization of the melanin production.

*Filtrate from lactic fermentation on vegetal based rich in small size peptides and b-lactoglobulin.*

Regenerating, moisturizing, thus improving the skin vitality.

Anti-free radicals.

*SPF 10 sun filter.*

Medium sun protection.

## Salon Use

---

### Step #4 of Skin Care Treatment

Apply Skin Clair Cream all over.

.Refer to Clarifying Treatment.

## Skin Conditions

---

Skin with patches of over-pigmentation.

Dark complexion.

## Home Use

---

### Morning

#### Pigmentation spots:

After the application of Skin Clair Concentrate, apply a small amount of Skin Clair Cream all over.

#### To lighten complexion:

Apply a small amount of Skin Clair Cream all over.

# Clarifying Treatment

## Purpose

To reduce pigmentation spots or to lighten dark skin.  
Avoid this treatment on inflamed skin.

## Products

Glyco  
*Cleansing Milk*

Fibro  
*Preparing Lotion*

Mito Special Plus  
*Energizing Concentrate*

Immuno  
*Regenerating Mask*

Skin Clair  
*Depigmenting Concentrate*

Skin Clair  
*Whitening Cream*

Synchro  
*Regenerating Cream*

Nucléa  
*Repairing Cream*

Vegetal  
*Soothing Nutritive Mask*  
1/2 bag with hot water

Gauze

Polyester foil  
Four small sheets

See demonstration on  
*Gernétic DVD*

## Procedure: Prepare

### STEP #1 - Clean

If necessary, remove eye make-up and lipstick with *Fibro*.  
Apply *Glyco* all over face and neck by light strokes.  
Remove with soft tissues. Two applications are advisable.  
Finish the cleansing process using cotton pads damped with *Fibro*.

### STEP #2 - Select and apply a Concentrate.

Apply few sprays of *Mito Special Plus* to pigmentation to enhance cellular reaction.

### STEP #3 - Select and apply a Preliminary Mask

Apply a teaspoon of *Immuno* all over the face and neck by light massage to enhance cellular renewal,  
Cover face and neck with polyester foil sheets. Leave for 10 minutes.  
Rinse off lightly with lukewarm water.

## Procedure: Care

### STEP #4 - Treat skin conditions

Apply a small amount of *Skin Clair Concentrate* to pigmented areas and follow with *Skin Clair Whitening Cream everywhere*.

### STEP #5 - Nourish epidermis cells

Mix 1/2 teaspoon *Immuno* with 1/2 teaspoon of *Synchro* and perform a gentle massage for 10 minutes. Do not rinse off.

### STEP #6 - Add nutrition to epidermis cells

Apply a small amount of *Nucléa* on pigmented areas.

## Procedure: Infuse

### STEP #7 - Infuse nutritional molecules with a selected mask

Cover the face and neck with gauze.  
Follow with the application of *Vegetal Mask* between 2 sheets of gauze.  
Cover face and neck with polyester foil. Leave for 15 minutes.  
*Refer to Vegetal Mask page 4 for method of application.*  
Lift the gauze to remove the mask and clean the skin with *Fibro* Lotion.

### STEP #8 - Finishing Touch

Apply *Skin Clair Whitening cream* follow with a small amount of *Synchro*.

### Home treatment:

*Refer to the Gernétic Home Treatment File "Pigmentation & Whitening"*

*A course of 6 treatments, once a week, is recommended.*



# Home Program

## SKIN - Pigmented spots due to the ageing process

Customer who shows pigmented spots on the face and hands due to the ageing process

Morning	Evening	Weekly
<b>Glyco</b> <i>Cleansing Milk</i>	<b>Glyco</b> <i>Cleansing Milk</i>	<b>Deep clean:</b> <i>once or twice</i>
<b>Fibro</b> <i>Preparing Lotion</i>	<b>Fibro</b> <i>Preparing Lotion</i>	<b>Marine Cleanser</b> <i>Exfoliating Gel</i>
<b>Skin Clair</b> <i>Concentrate</i>	<b>Synchro</b> <i>Regenerating Cream</i>	<b>Concentrate</b>
<b>Synchro</b> <i>Regenerating Cream</i>	<b>Nucléa</b> <i>Regenerating Cream</i>	<b>Mito Special Plus</b> <i>Cell Energizing</i>
<b>Skin Clair</b> <i>Regenerating Cream</i>		<b>Mask</b>
		<b>Immuno</b> <i>Regenerating Mask</i>

## SKIN - Pigmented spots from many causes

Customer who has pigmented spots caused by pregnancy, pill, medicine or other

Morning	Evening	Weekly
<b>Glyco</b> <i>Cleansing Milk</i>	<b>Glyco</b> <i>Cleansing Milk</i>	<b>Concentrate</b>
<b>Fibro</b> <i>Preparing Lotion</i>	<b>Fibro</b> <i>Preparing Lotion</i>	<b>Mito Special Plus</b> <i>Cell Energizing</i>
<b>Skin Clair</b> <i>Concentrate</i>	<b>Synchro</b> <i>Regenerating Cream</i>	<b>Mask</b>
<b>Synchro</b> <i>Regenerating Cream</i>	<b>Skin Clair</b> <i>Regenerating Cream</i>	<b>Immuno</b> <i>Regenerating Mask</i>
<b>Skin Clair</b> <i>Regenerating Cream</i>		

Always start any of these two programs using Synchro for 10 days, before introducing Skin Clair line.

## SKIN - Dark complexion

Customer who has a natural dark complexion and wishes to lighten it

Morning	Evening	Weekly
<b>Glyco</b> <i>Cleansing Milk</i>	<b>Glyco</b> <i>Cleansing Milk</i>	<b>Concentrate</b>
<b>Fibro</b> <i>Preparing Lotion</i>	<b>Fibro</b> <i>Preparing Lotion</i>	<b>Flower Acid</b> <i>Cell Renewal</i>
<b>Synchro</b> <i>Regenerating Cream</i>	<b>Synchro</b> <i>Regenerating Cream</i>	<b>Mask</b>
<b>Skin Clair</b> <i>Regenerating Cream</i>		<b>Immuno</b> <i>Regenerating Mask</i>